

Reverse Voltage: 100 to 600 V
Forward Current: 3 A

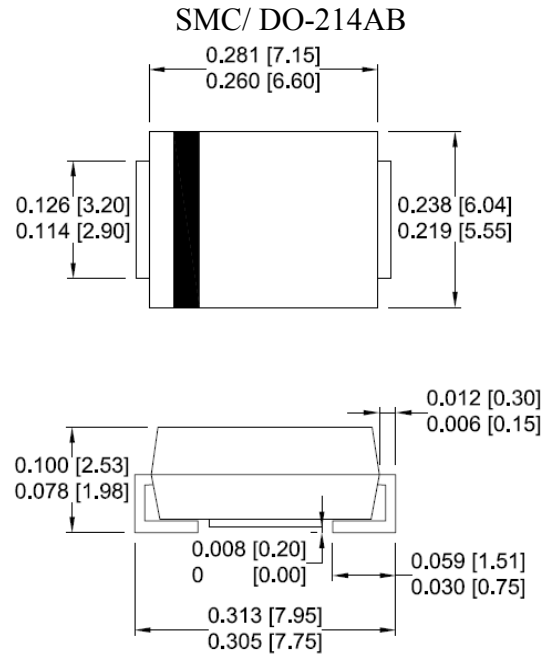
Surface Mount
Super Fast Rectifiers

Features

- Glass passivated chip
- Low forward voltage
- High current capability
- High reliability
- High surge current capability
- High speed switching
- RoHS compliant

Mechanical Data

- Case: Molded plastic
- Epoxy: UL 94V-0 rate flame retardant
- Lead: Solderable per MIL-STD-750, method 2026
- Polarity: Color band denotes cathode end
- Mounting position: Any



Dimensions: inch[mm]

Maximum Ratings And Electrical Characteristics
 (T_A=25°C unless otherwise noted)

Parameter	Symbol	ES3B	ES3D	ES3G	ES3J	Unit
Maximum repetitive peak reverse voltage @ I _T = 5μA	V _B	100	200	400	600	V
Maximum RMS voltage	V _R	70	140	280	420	V
Maximum DC blocking voltage	V _{DC}	100	200	400	600	V
Maximum average forward rectified current @T _A = 25°C	I _F	3.0				A
Maximum instantaneous forward voltage at specified current	V _F	0.95		1.25	1.5	V
Maximum DC reverse current	I _R	5.0				μA
Maximum reverse recovery time ⁽¹⁾	T _{rr}	35			50	ns
Operating and storage temperature range	T _J , T _{STG}	-55 ~ 150				°C

Note:

(1)Reverse recovery test conditions: I_F=0.5A,I_R=1.0A,I_{RR}=0.25A(RG1 circuit)

Ratings and Characteristics Curves ($T_A=25^\circ\text{C}$ unless otherwise noted)

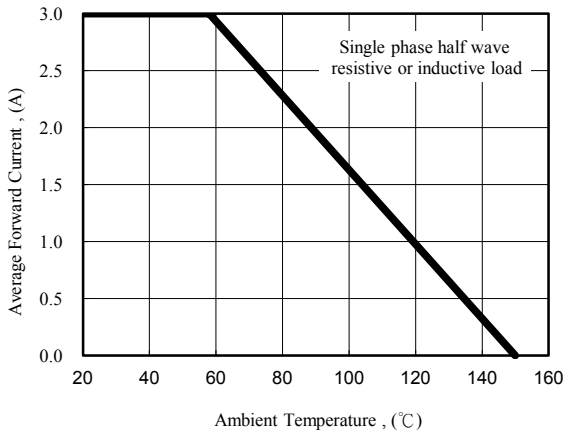


Fig. 1 - Forward Current Derating Curve

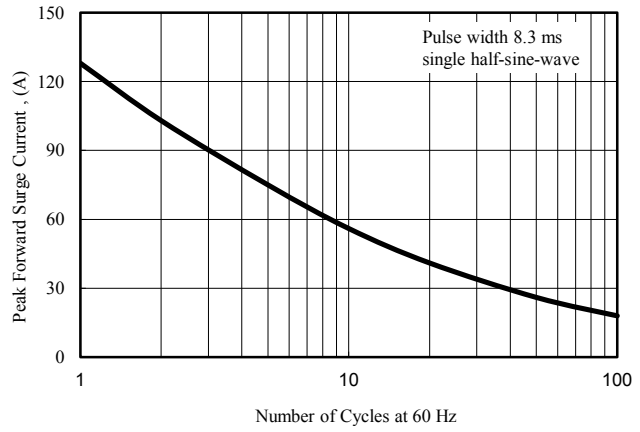


Fig. 2 - Peak Forward Surge Current

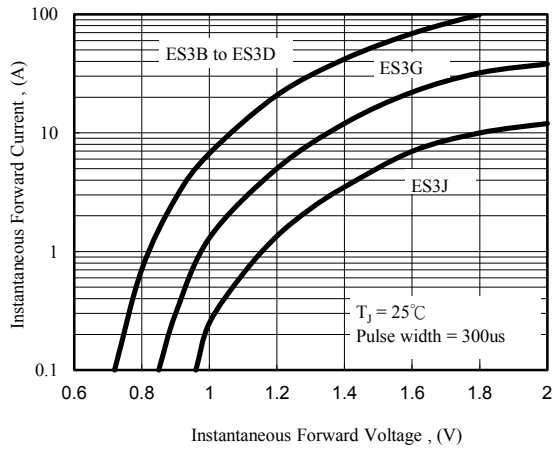


Fig. 3 - Typical Forward Characteristics

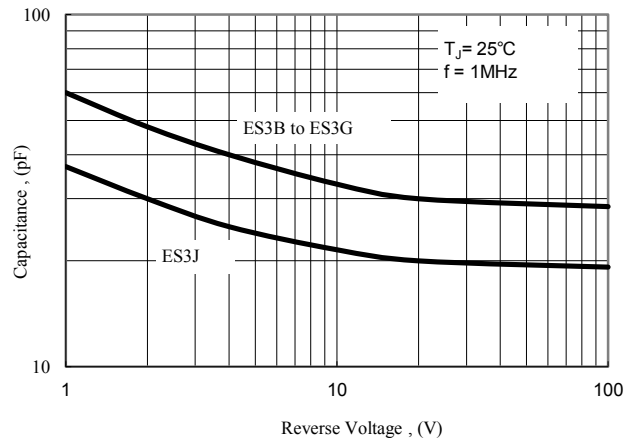


Fig. 4 - Typical Junction Capacitance